


TL14

series



Product Segments

• Ergo Motion

TiMOTION's TL14 series lifting columns are specifically designed for use in ergonomic desks and work tables. Using multiple TL series lifting columns with compatible TC series Control Boxes and TH/TDH series controls, work surfaces can be controlled quietly and smoothly with synchronous movement. All Ergo Motion TC series control boxes have a less than 0.06W standby power option that reduces power consumption. Our wide range of columns offer customers the solutions they require to satisfy their working environment project requirements. The TL14 has a two part telescopic outer tube that is designed for a narrow-top, wide-bottom round appearance.

General Features

Maximum load	800N in push
Maximum speed at full load	28.0mm/s (with 800N in a push condition)
Minimum installation dimension	645mm
Dimension of outer tube	Ø70
Stroke	500mm
Two part outer tube with round appearance	
With narrow top and wide bottom configuration	

Load and Speed

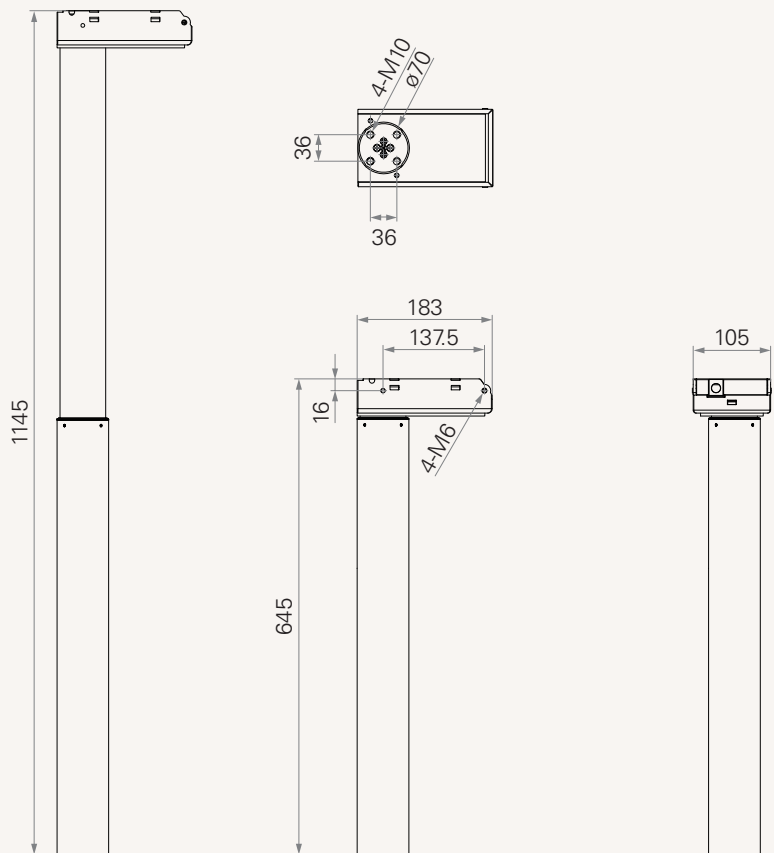
CODE	Load Push (N)	Self locking force Push (N)	Stretch Current (A)	Stretch Speed (mm/s)	
				No Load (32V DC)	With Load (24V DC)
Motor Speed (5200RPM)					
A	800	800	5.0	46.0	28.0

Note

- 1 Above self lock performance needs working with TiMOTION control system.
- 2 Parameters above are from tested average, please refer to approval drawing for final value.

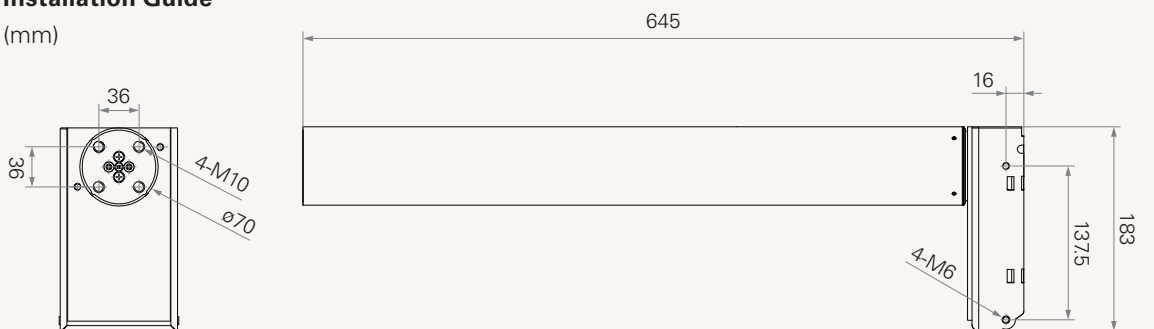
Drawing

Standard Dimensions (mm)



Installation Guide

(mm)



TL14

Version: 20160425-C

<input type="checkbox"/>	Voltage	2 = 24V	
<input type="checkbox"/>	Load and Speed	See page 2.	
<input type="checkbox"/>	Stroke (mm)	500mm (Standard)	
<input type="checkbox"/>			
<input type="checkbox"/>			
<input type="checkbox"/>	Retracted Length (mm)	645mm (Standard)	
<input type="checkbox"/>			
<input type="checkbox"/>			
<input type="checkbox"/>	Color	1 = Black (RAL 9005), black wiper 2 = Grey (RAL 9006), black wiper 3 = White (RAL 9016), black wiper 4 = Special grey (RAL 9022), black wiper	6 = Grey (RAL 9006), grey wiper 7 = White (RAL 9016), white wiper 8 = Special grey (RAL 9022), grey wiper
<input type="checkbox"/>	Installation	0 = Standard (bottom: 36, 36), with Step	
<input type="checkbox"/>	Output Signals	2 = Two Hall sensors	
<input type="checkbox"/>	Connector	1 = DIN 6pin, 90° plug	E = Molex 8pin, plug (standard)
<input type="checkbox"/>	Cable Length	1 = Straight, 500mm	4 = Straight, 1500mm

Terms of Use

The user is responsible for determining the suitability of TiMOTION products for a specific application. TiMOTION products are subject to change without prior notice.